

Format of Holding of Specified securities

1. Name of Listed Entity: **CL EDUCATE LIMITED**
2. Scrip Code/Name of Scrip/Class of Security: **540403, CLEDUCATE, EQUITY SHARES**
3. Share Holding Pattern Filed under: **Reg. 31(1)(a)/Reg.31(1)(b)/Reg.31(1)(c)**
 - a. if under 31(1)(b) then indicate the report for quarter ending **30/09/2018**
 - b. if under 31(1)(c) then indicate date of allotment/extinguishment
4. Declaration : The Listed entity is required to submit the following declaration to the extent of submission of information:

	Particulars	YES*	NO*
a	Whether the Listed Entity has issued any partly paid up shares		
b	Whether the Listed Entity has issued any Convertible Securities or Warrants?		
c	Whether the Listed Entity has any shares against which depository receipts are issued?		
d	Whether the Listed Entity has any shares in locked-in?		
e	Whether any shares held by promoters are pledge or otherwise encumbered?		

*if the Listed Entity selects the option 'NO' for the questions above, the columns for the partly paid up shares, Outstanding Convertible Securities/Warrants, depository receipts, locked-in shares, No of shares pledged or otherwise encumbered by promoters, as applicable, shall not be displayed at the time of dissemination on the Stock Exchange website. Also wherever there is 'No' declared by Listed entity in above table the values will be considered as 'Zero' by default on submission of the format of holding of specified securities.

5. The tabular format for disclosure of holding of specified securities is as follows:

For CL EDUCATE LIMITED

Jamshankar
Director



Table I - Summary Statement holding of specified securities

Category	Category of Shareholder	No of Shareholders	No of fully paid up equity shares held	No of Partly paid-up equity shares held	No of Shares Underlying Depository Receipts	Total No of Shares Held (VII) = (IV)+(V)+(VI)	Shareholding as a % of total no of shares (As a % of (A+B+C2))	Number of Voting Rights held in each class of securities			No of Shares Underlying Outstanding convertible securities (Including Warrants)	Shareholding as a % assuming full conversion of convertible Securities (as a percentage of diluted share capital)	Number of Locked in Shares		Number of Shares pledged or otherwise encumbered		Number of equity shares held in dematerial form	
								No of Voting Rights		Total as a % of (A+B+C)			No.	As a % of total Shares held	No.	As a % of total Shares held		
								Class X	Class Y									Total
(I)	(II)	(III)	(IV)	(V)	(VI)	(VII)	(VIII)	(IX)			(X)	(XI)	(XII)		(XIII)	(XIV)		
(A)	Promoter & Promoter Group	22	6801148	0	0	6801148	48.01	6801148	0	6801148	48.01	0	48.01	2854307	41.97	0	0.00	680
(B)	Public	21591	7364530	0	0	7364530	51.99	7364530	0	7364530	51.99	0	51.99	0	0.00	NA	NA	722
(C)	Non Promoter-Non Public																	
(C1)	Shares underlying DRs	0	0	0	0	0	NA	0	0	0	0.00	0	NA	0	0.00	NA	NA	
(C2)	Shares held by Employes Trusts	0	0	0	0	0	0.00	0	0	0	0.00	0	0.00	0	0.00	NA	NA	
	Total:	21613	14165678	0	0	14165678	100.00	1.4E+07	0	14165678	100.00	0	100.00	2854307	20.15	0	0.00	1402




Table II - Statement showing shareholding pattern of the Promoter and Promoter Group

Category	Category & Name of the Shareholder	PAN	No of Shareholders	No of fully paid up equity shares held	No of Partly paid-up equity shares held	No of Shares Underlying Depository Receipts	Total No of Shares Held (IV+V+VI)	Shareholding as a % of total no of shares (calculated as per SCRR, 1957 (VIII) As a % of (A+B+C2)	Number of Voting Rights held in each class of securities			No of Shares Underlying Outstanding convertible securities (Including Warrants)	Shareholding as a % assuming full conversion of convertible Securities (as a percentage of diluted share capital) (VII)+(X) As a % of (A+B+C2)	Number of Locked in Shares		Number of Shares pledged or otherwise encumbered	
									No of Voting Rights	Total as a % of (A+B+C)	No.			As a % of total Shares held	No.	As a % of total Shares held	
																	Class X
(I)	(II)	(III)	(IV)	(V)	(VI)	(VII)	(VIII)	Class X	Class Y	Total (IX)	(X)	(XI)	(XII)	(XIII)			
(1)	Indian																
(a)	Individuals/Hindu undivided Family		20	5536573	0	0	5536573	39.08	5536573	0	5536573	39.08	0	39.08	2400000	43.35	0
	NIKHIL MAHAJAN	AAAPM2004J	1	29817	0	0	29817	0.21	29817	0	29817	0.21	0	0.21	0	0.00	0
	SHEFALI ACHARYA	AAHPA9905B	1	3000	0	0	3000	0.02	3000	0	3000	0.02	0	0.02	0	0.00	0
	GAUTAM PURI	AAHPP5688E	1	2270351	0	0	2270351	16.03	2270351	0	2270351	16.03	1200000	16.03	52.86	0	0
	SAPNA PURI	AANPP6577G	1	1800	0	0	1800	0.01	1800	0	1800	0.01	0	0.01	0	0.00	0
	R SREENIVASAN	AAZPS0203L	1	349698	0	0	349698	2.47	349698	0	349698	2.47	0	2.47	0	0.00	0
	ABHIJIT BHATTACHARYYA	ABBPB7217J	1	3000	0	0	3000	0.02	3000	0	3000	0.02	0	0.02	0	0.00	0
	SAMITA BHALLA	ABEPB1032A	1	1262	0	0	1262	0.01	1262	0	1262	0.01	0	0.01	0	0.00	0
	SATYA NARAYANAN R	AFJPS7585N	1	2274579	0	0	2274579	16.06	2274579	0	2274579	16.06	1200000	16.06	52.76	0	0
	PARUL MAHAJAN	AFKPM0523M	1	10000	0	0	10000	0.07	10000	0	10000	0.07	0	0.07	0	0.00	0
	R SHIVAKUMAR	AGFPR5577G	1	349698	0	0	349698	2.47	349698	0	349698	2.47	0	2.47	0	0.00	0
	UMA RAMACHANDRAN	AGMPR9427L	1	1800	0	0	1800	0.01	1800	0	1800	0.01	0	0.01	0	0.00	0
	SUJIT BHATTACHARYYA	AHJPB1742Q	1	203062	0	0	203062	1.43	203062	0	203062	1.43	0	1.43	0	0.00	0
	INDIRA GANESH	APFPG1255B	1	1800	0	0	1800	0.01	1800	0	1800	0.01	0	0.01	0	0.00	0
	ABHISHEK BHATTACHARYYA	ASFPB6968B	1	2000	0	0	2000	0.01	2000	0	2000	0.01	0	0.01	0	0.00	0
	SESHADRY PARVATHY	AWTPP8736B	1	3572	0	0	3572	0.03	3572	0	3572	0.03	0	0.03	0	0.00	0
	RAJLAKSHMI GANESH SONONE	BDBPS3748G	1	134	0	0	134	0.00	134	0	134	0.00	0	0.00	0	0.00	0
	KATYAINI MAHAJAN	BDPPM1180C	1	13500	0	0	13500	0.10	13500	0	13500	0.10	0	0.10	0	0.00	0
	VITASTA MAHAJAN	BDPPM1394C	1	13500	0	0	13500	0.10	13500	0	13500	0.10	0	0.10	0	0.00	0
	ABHIRUP BHATTACHARYYA	BPHPB1080G	1	2000	0	0	2000	0.01	2000	0	2000	0.01	0	0.01	0	0.00	0
	SNEHA KRISHNAN	CQVPK8117R	1	2000	0	0	2000	0.01	2000	0	2000	0.01	0	0.01	0	0.00	0
(b)	Central Government/State Government(s)		0	0	0	0	0	0.00	0	0	0	0.00	0	0.00	0	0.00	0
(c)	Financial Institutions/Banks		0	0	0	0	0	0.00	0	0	0	0.00	0	0.00	0	0.00	0
(d)	Any Other		2	1264575	0	0	1264575	8.93	1264575	0	1264575	8.93	0	8.93	454307	0.00	0
	BILAKES CONSULTING PRIVATE LIMITED	AAACB3785G	1	1253090	0	0	1253090	8.85	1253090	0	1253090	8.85	0	8.85	454307	36.25	0
	CAREER LAUNCHER EMPLOYEES WELFARE SOCIETY	AACAC3754A	1	11485	0	0	11485	0.08	11485	0	11485	0.08	0	0.08	0	0.00	0
	Sub-Total (A)(1)		22	6801148	0	0	6801148	48.01	6801148	0	6801148	48.01	0	48.01	2854307	41.97	0
(2)	Foreign																
(a)	Individuals (Non-Resident Individuals/Foreign Individuals)		0	0	0	0	0	0.00	0	0	0	0.00	0	0.00	0	0.00	0
(b)	Government		0	0	0	0	0	0.00	0	0	0	0.00	0	0.00	0	0.00	0
(c)	Institutions		0	0	0	0	0	0.00	0	0	0	0.00	0	0.00	0	0.00	0
(d)	Foreign Portfolio Investor		0	0	0	0	0	0.00	0	0	0	0.00	0	0.00	0	0.00	0
(e)	Any Other		0	0	0	0	0	0.00	0	0	0	0.00	0	0.00	0	0.00	0
	Sub-Total (A)(2)		0	0	0	0	0	0.00	0	0	0	0.00	0	0.00	0	0.00	0
	Total Shareholding of Promoter and Promoter Group (A)=(A)(1)+(A)(2)		22	6801148	0	0	6801148	48.01	6801148	0	6801148	48.01	0	48.01	2854307	41.97	0




Table III - Statement showing shareholding pattern of the Public shareholder

Category	Category & Name of the Shareholder	PAN	No of Shareholders	No of fully paid up equity shares held	No of Partly paid-up equity shares held	No of Shares Underlying Depository Receipts	Total No of Shares Held (IV+V+VI)	Shareholding as a % of total no of shares (A+B+C2)	Number of Voting Rights held in each class of securities			No of Shares Underlying Outstanding convertible securities (Including Warrants)	Shareholding as a % assuming full conversion of convertible Securities (as a percentage of diluted share capital)	Number of Locked in Shares		Number of Shares pledged or otherwise encumbered		Number of equity shares held in dematerialized form	
									No of Voting Rights		Total as a % of (A+B+C)			No.	As a % of total Shares held	No.	As a % of total Shares held		
									Class X	Class Y									Total
	(I)	(II)	(III)	(IV)	(V)	(VI)	(VII)	(VIII)	(IX)			(X)	(XI)	(XII)		(XIII)	(XIV)		
(1)	Institutions																		
(a)	Mutual Funds		3	1832576	0	0	1832576	12.94	1832576	0	1832576	12.94	0	12.94	0	0.00	NA	NA	183257
	DSP BLACKROCK SMALL CAP FUND	AAAJD0430B	1	521692	0	0	521692	3.68	521692	0	521692	3.68	0	3.68	0	0.00	NA	NA	52169
	PRINCIPAL TRUSTEE COMPANY PVT LTD A/C PRINCIPAL MUTUAL FUND - PRINCIPAL PERSONAL TAX SAVER FUND	AAATP6607N	1	427174	0	0	427174	3.02	427174	0	427174	3.02	0	3.02	0	0.00	NA	NA	42717
	SUNDARAM MUTUAL FUND A/C SUNDARAM DIVERSIFIED EQUITY	AAATS2554B	1	883710	0	0	883710	6.24	883710	0	883710	6.24	0	6.24	0	0.00	NA	NA	88371
(b)	Venture Capital Funds		1	251409	0	0	251409	1.77	251409	0	251409	1.77	0	1.77	0	0.00	NA	NA	25140
	GAJA TRUSTEE COMPANY PRIVATE LIMITED	AABTG0711D	1	251409	0	0	251409	1.77	251409	0	251409	1.77	0	1.77	0	0.00	NA	NA	25140
(c)	Alternate Investment Funds		0	0	0	0	0	0.00	0	0	0	0.00	0	0.00	0	0.00	NA	NA	0
(d)	Foreign Venture Capital Investors		0	0	0	0	0	0.00	0	0	0	0.00	0	0.00	0	0.00	NA	NA	0
(e)	Foreign Portfolio Investors		4	1497466	0	0	1497466	10.57	1497466	0	1497466	10.57	0	10.57	0	0.00	NA	NA	149746
	OCEAN DIAL GATEWAY TO INDIA MAURITIUS LIMITED	AACCI3546C	1	259129	0	0	259129	1.83	259129	0	259129	1.83	0	1.83	0	0.00	NA	NA	25912
	BNP PARIBAS ARBITRAGE	AAGFB5324G	1	450000	0	0	450000	3.18	450000	0	450000	3.18	0	3.18	0	0.00	NA	NA	45000
	ASHOKA PTE LTD	AAKCA5986C	1	367457	0	0	367457	2.59	367457	0	367457	2.59	0	2.59	0	0.00	NA	NA	36745
	ARJUNA FUND PTE. LTD	AAPCA2639B	1	420880	0	0	420880	2.97	420880	0	420880	2.97	0	2.97	0	0.00	NA	NA	42088
(f)	Financial Institutions/Banks		0	0	0	0	0	0.00	0	0	0	0.00	0	0.00	0	0.00	NA	NA	0
(g)	Insurance Companies		0	0	0	0	0	0.00	0	0	0	0.00	0	0.00	0	0.00	NA	NA	0
(h)	Provident Funds/Pension Funds		0	0	0	0	0	0.00	0	0	0	0.00	0	0.00	0	0.00	NA	NA	0
(i)	Any Other		0	0	0	0	0	0.00	0	0	0	0.00	0	0.00	0	0.00	NA	NA	0
	Sub Total (B)(1)		8	3581451	0	0	3581451	25.28	3581451	0	3581451	25.28	0	25.28	0	0.00	NA	NA	358145
(2)	Central Government/State Government(s)/President of India		0	0	0	0	0	0.00	0	0	0	0.00	0	0.00	0	0.00	NA	NA	0
	Sub Total (B)(2)		0	0	0	0	0	0.00	0	0	0	0.00	0	0.00	0	0.00	NA	NA	0
(3)	Non-Institutions																		
(a)	i. Individual shareholders holding nominal share capital up to Rs. 2 lakhs		21309	1246835	0	0	1243635	8.78	1243635	0	1243635	8.78	0	8.78	0	0.00	NA	NA	115073
	ii. Individual shareholders holding nominal share capital in excess of Rs. 2 Lakhs		10	377956	0	0	377956	2.67	377956	0	377956	2.67	0	2.67	0	0.00	NA	NA	35708
(b)	NBFCs Registered with RBI		1	58	0	0	58	0.00	58	0	58	0.00	0	0.00	0	0.00	NA	NA	58
(c)	Employee Trusts		0	0	0	0	0	0.00	0	0	0	0.00	0	0.00	0	0.00	NA	NA	0
(d)	Overseas Depositories (Holding DRs)/(Balancing figure)		0	0	0	0	0	0.00	0	0	0	0.00	0	0.00	0	0.00	NA	NA	0
(e)	Any Other																		
	NON RESIDENT INDIANS		65	16158	0	0	16158	0.11	16158	0	16158	0.11	0	0.11	0	0.00	NA	NA	851
	CLEARING MEMBERS		27	2931	0	0	2931	0.02	2931	0	2931	0.02	0	0.02	0	0.00	NA	NA	293
	DIRECTORS		2	3200	0	0	6400	0.05	6400	0	6400	0.05	0	0.05	0	0.00	NA	NA	160
	NON RESIDENT INDIAN NON REPATRIABLE		47	11615	0	0	11615	0.08	11615	0	11615	0.08	0	0.08	0	0.00	NA	NA	1161
	BODIES CORPORATES		121	1177853	0	0	1177853	8.31	1177853	0	1177853	8.31	0	8.31	0	0.00	NA	NA	116501
	HOUSING DEVELOPMENT FINANCE CORPORATION LIMITED	AAACH0997E	1	594233	0	0	594233	4.19	594233	0	594233	4.19	0	4.19	0	0.00	NA	NA	59423
	ICICI LOMBARD GENERAL INSURANCE COMPANY LTD	AAACI7904G	1	243757	0	0	243757	1.72	243757	0	243757	1.72	0	1.72	0	0.00	NA	NA	24375
	FOREIGN CORPORATE BODIES		1	946473	0	0	946473	6.68	946473	0	946473	6.68	0	6.68	0	0.00	NA	NA	94647
	GPE (INDIA) LTD	AADCG0024G	1	946473	0	0	946473	6.68	946473	0	946473	6.68	0	6.68	0	0.00	NA	NA	94647
	Sub Total (B)(3)		21583	3783079	0	0	3783079	26.71	3783079	0	3783079	26.71	0	26.71	0	0.00			364401
	Total Public Shareholding (B) = (B)(1)+(B)(2)+(B)(3)		21591	7364530	0	0	7364530	51.99	7364530	0	7364530	51.99	0	51.99	0	0.00			722546

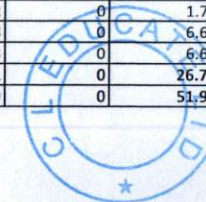




Table IV - Statement showing shareholding pattern of the Non Promoter - Non Public Shareholder

Category	Category & Name of the Shareholder	PAN	No of Shareholders	No of fully paid up equity shares held	No of Partly paid-up equity shares held	No of Shares Underlying Depository Receipts	Total No of Shares Held (IV+V+VI)	Shareholding as a % of total no of shares (A+B+C2)	Number of Voting Rights held in each class of securities			No of Shares Underlying Outstanding convertible securities (Including Warrants)	Shareholding as a % assuming full conversion of convertible Securities (as a percentage of diluted share capital)	Number of Locked in Shares		Number of Shares pledged or otherwise encumbered		
									No of Voting Rights	Total as a % of (A+B+C)				No.	As a % of total Shares held	No.	As a % of total Shares held	
	(I)	(II)	(III)	(IV)	(V)	(VI)	(VII)	(VIII)	Class X	Class Y	Total (IX)	(X)	(XI)	(XII)		(XIII)		
(1)	Custodian/DR Holder		0	0	0	0	0	0.00	0	0	0	0.00	0	0.00	0	0.00	NA	NA
(2)	Employee Benefit Trust (under SEBI(Share based Employee Benefit) Regulations 2014)		0	0	0	0	0	0.00	0	0	0	0.00	0	0.00	0	0.00	NA	NA
	Total Non-Promoter-Non Public Shareholding (C) = (C)(1)+(C)(2)		0	0	0	0	0	0.00	0	0	0	0.00	0	0.00	0	0.00		



Details of the shareholders acting as persons in Concert including their Shareholding:			
Name of Shareholder	Name of PAC	No of shares	Holding%
Total:			0 0




Details of Shares which remain unclaimed may be given hear along with details such as number of shareholders, outstanding shares held

No of Shareholders

No of shares

For CL EDUCATE LIMITED



Director

